

INDIGENOUS SUPER SUMMIT

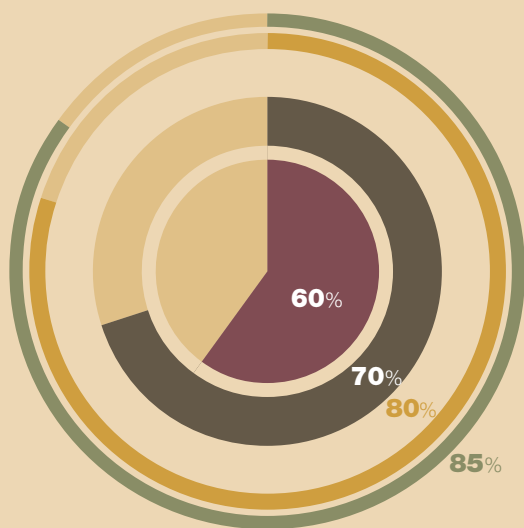
KEY FACTS

Number of people impacted


Aboriginal and Torres Strait Islander population

670,000

Superannuation coverage and average balances



■ Indigenous women
■ Indigenous men
■ non-Indigenous women
■ non-Indigenous men

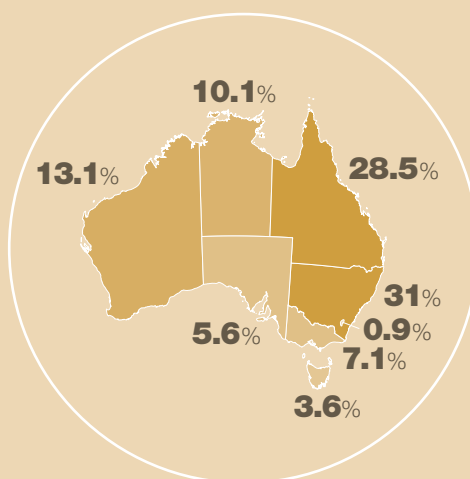


Average life expectancy

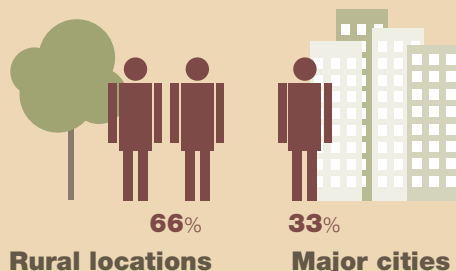
Life expectancy at birth 2010-2012

Location of people impacted

Distribution of the Indigenous population across Australia

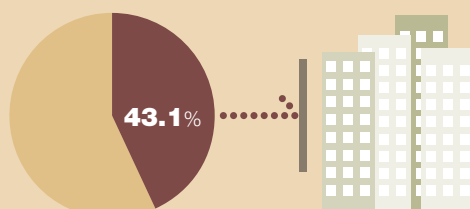


Location of Indigenous people



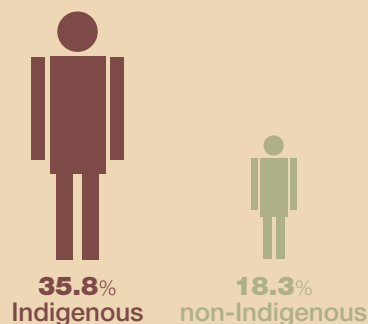
Engagement to Super Funds

Percentage of Indigenous people who are financially excluded



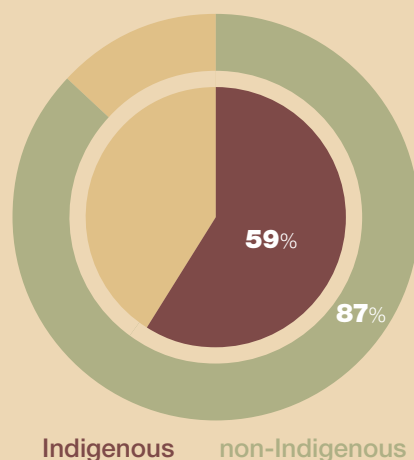
Future engagement

Proportion of people under 15 years of age



Literacy and numeracy levels

People aged 20-24 who have completed Year 12 or equivalent



People who could receive Super benefits

Likelihood of Indigenous household to be one-parent family with children or students

